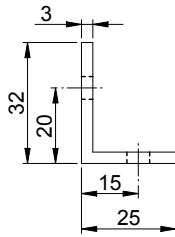
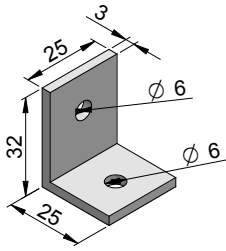


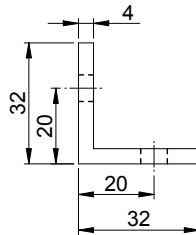
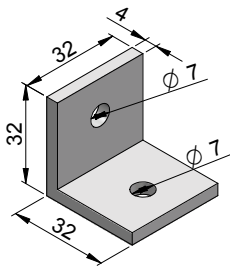
typical application

- mounting panels
- table top
- switches, accessories
- assembly jigs
- fastening profiles



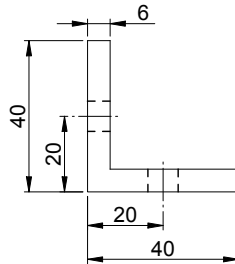
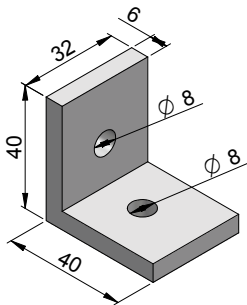
**32x25x3 angle**  
**Part Number: 026.20**

used with 40 & 30 series profiles



**32x32x4 angle**  
**Part Number: 026.23**

light duty angle used with 40 series profiles



**40x40x6 angle**  
**Part Number: 026.43**

heavy duty angle, used with 40 series profiles

possible uses

