



ErgoStyle 96
page 4-5



ErgoStyle 126
page 6-7



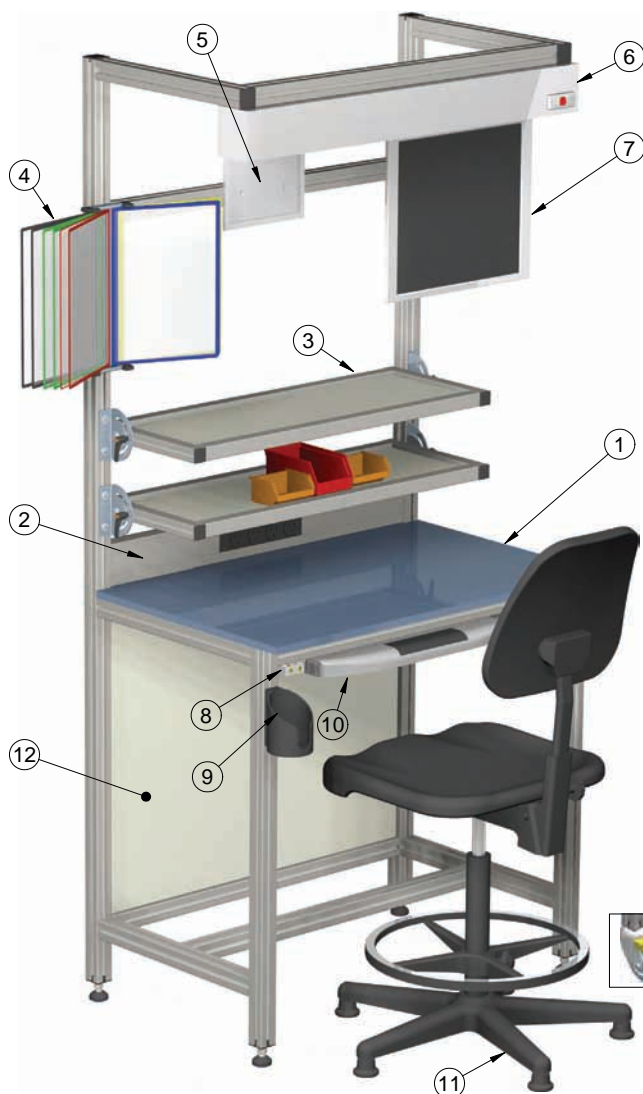
ErgoStyle 128
pages 8-9



ErgoStyle 168
pages 10-11



ErgoStyle 188
pages 12-13

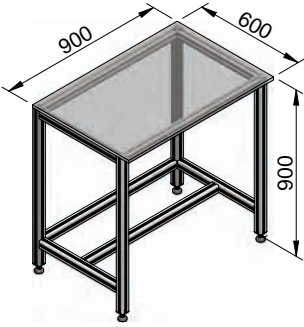
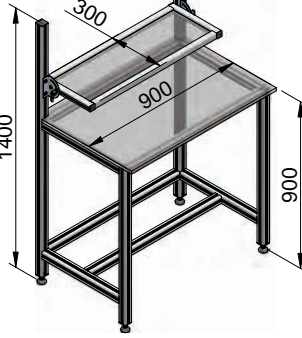
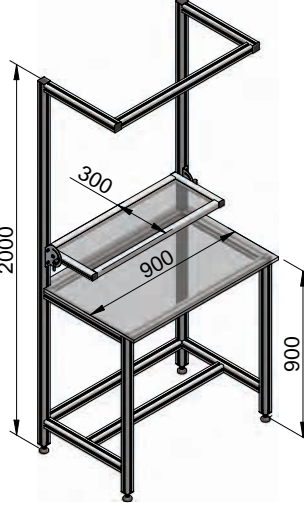


ErgoStyle 96 (900x600)

1 ErgoStyle model 400/96
 bench top size 900x600

accessories

- 2 electrical duct
- 3 storage shelf
- 4 10 pocket document holder (A4)
- 5 A4/A3 instruction card holder
- 6 overhead light unit
- 7 flat screen monitor holder
- 8 ESD bracket
- 9 bottle holder
- 10 keyboard drawer
- 11 ErgoChair
- 12 back panel
- 13 Ø100mm wheel castors

		
<p>model 100/96 bench top size 900x600</p> <p>standard features:</p> <ul style="list-style-type: none"> - aluminium frame - four levelling feet - bench top size: 900x600 16mm MDF melamine board, square edged - silver grey 	<p>model 200/96 bench top size 900x600</p> <p>standard features:</p> <ul style="list-style-type: none"> - aluminium frame - four levelling feet - bench top size: 900x600 16mm MDF melamine board, square edged - silver grey - adjustable storage shelf 	<p>model 400/96 bench top size 900x600</p> <p>standard features:</p> <ul style="list-style-type: none"> - aluminium frame - four levelling feet - bench top size: 900x600 16mm MDF melamine board, square edged - silver grey - adjustable storage shelf - overhead tool hanger bar



workstation selection

properly designed and configured workstations are an important element of a lean manufacturing system and can have an impact on reducing waste

workstations must be easy to reconfigure to handle small batch sizes when needed

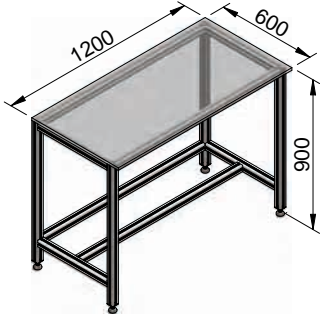
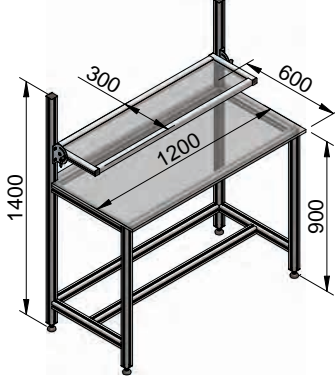
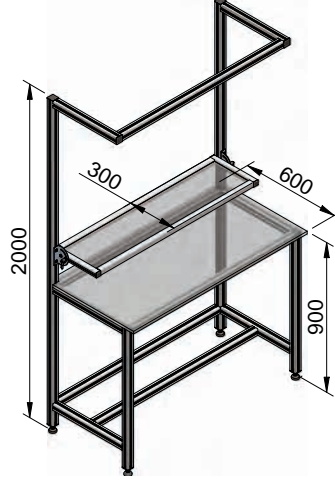


ErgoStyle 126 (1200x600)

1 ErgoStyle model 400/126
bench top size 1200x600

accessories

- 2 electrical duct
- 3 storage shelf
- 4 10 pocket document holder (A4)
- 5 A4/A3 instruction card holder
- 6 overhead light unit
- 7 flat screen monitor holder
- 8 ESD bracket
- 9 bottle holder
- 10 keyboard drawer
- 11 ErgoChair
- 12 back panel
- 13 PC shelf
- 14 Ø100mm wheel castors

		
<p>model 100/126 bench top size 1200x600</p> <p>standard features:</p> <ul style="list-style-type: none">- aluminium frame- four levelling feet- bench top size: 1200x60016mm MDF melamine board, square edged - silver grey	<p>model 200/126 bench top size 1200x600</p> <p>standard features:</p> <ul style="list-style-type: none">- aluminium frame- four levelling feet- bench top size: 1200x60016mm MDF melamine board, square edged - silver grey- adjustable storage shelf	<p>model 400/126 bench top size 1200x600</p> <p>standard features:</p> <ul style="list-style-type: none">- aluminium frame- four levelling feet- bench top size: 1200x60016mm MDF melamine board, square edged - silver grey- adjustable storage shelf- overhead tool hanger bar



visual factories

this is the ability to quickly assess the state of production activity by simply looking around

workstations need to have slim frames and a minimum of obstacles for this to occur

efficient workstations will have vertical space above and below the work surface to keep the workstation foot print as small as possible

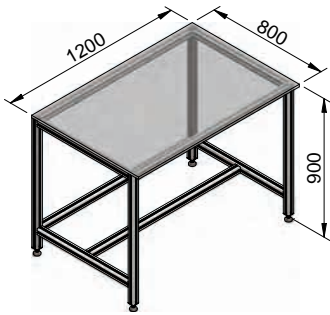
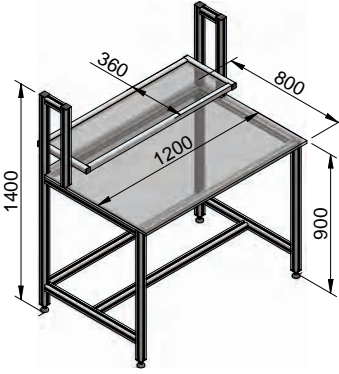
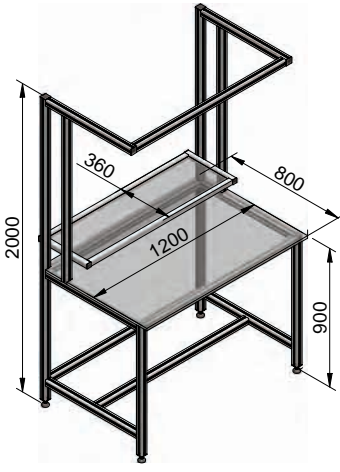


ErgoStyle 128 (1200x800)

- 1 ErgoStyle model 400/128
bench top size 1200x800

accessories

- 2 electrical duct
3 storage shelf
4 10 pocket document holder (A4)
5 A4/A3 instruction card holder
6 bin rail holder
7 adjustable return shute
8 adjustable foot rest
9 ErgoChair
10 Ø100mm wheel castors

		
<p>model 100/128 bench top size <u>1200x800</u></p> <p>standard features:</p> <ul style="list-style-type: none">- aluminium frame- four levelling feet- bench top size: <u>1200x800</u> <p>16mm MDF melamine board, square edged - silver grey</p>	<p>model 200/128 bench top size <u>1200x800</u></p> <p>standard features:</p> <ul style="list-style-type: none">- aluminium frame- four levelling feet- bench top size: <u>1200x800</u> <p>16mm MDF melamine board, square edged - silver grey</p> <ul style="list-style-type: none">- adjustable storage shelf	<p>model 400/128 bench top size <u>1200x800</u></p> <p>standard features:</p> <ul style="list-style-type: none">- aluminium frame- four levelling feet- bench top size: <u>1200x800</u> <p>16mm MDF melamine board, square edged - silver grey</p> <ul style="list-style-type: none">- adjustable storage shelf- overhead tool hanger bar



right product for every situation

no two systems are the same

regardless of industry segment,
product or manufacturing process,
we can offer you efficient and cost
effective production solutions

lean manufacturing represents a
significant departure from the
automated factory - so popular in
the past

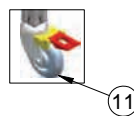


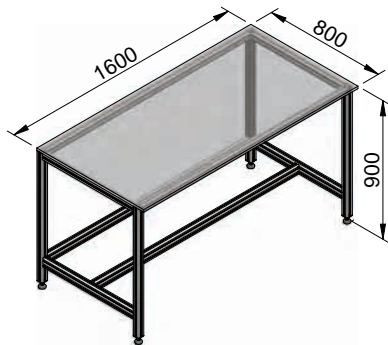
ErgoStyle 168 (1600x800)

1 ErgoStyle model 400/168
bench top size 1600x800

accessories

- 2 lockable tool drawer
- 3 electrical duct
- 4 10 pocket document holder (A4)
- 5 overhead light unit
- 6 adjustable storage shelf
- 7 adjustable monitor arm
- 8 ErgoChair
- 9 adjustable foot rest
- 10 PC holder shelf
- 11 Ø100mm wheel castors



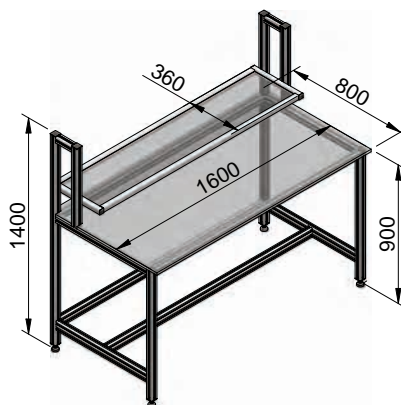


model 100/168

bench top size 1600x800

standard features:

- aluminium frame
- four levelling feet
- bench topsize: 1600x800
- 16mm MDF melamine board,
- square edged - silver grey

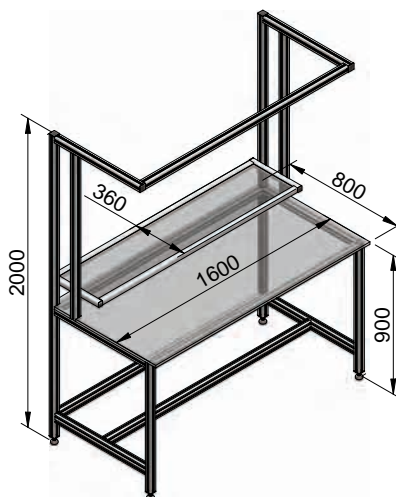


model 200/168

bench top size 1600x800

standard features:

- aluminium frame
- four levelling feet
- bench top size: 1600x800
- 16mm MDF melamine board,
- square edged - silver grey
- adjustable storage shelf



model 400/168

bench top size 1600x800

standard features:


- aluminium frame
- four levelling feet
- bench top size: 1600x800
- 16mm MDF melamine board,
- square edged - silver grey
- adjustable storage shelf
- overhead tool hanger bar



good appearance is important in factories

modern colors and well designed workstations help to create a harmonized atmosphere

practical workstation accessories are durable, easy to adjust, ergonomically sound and a pleasure to use; they are a vital part of an efficient workplace environment

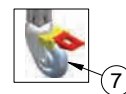


ErgoStyle 188 (1800x800)

1 ErgoStyle model 400/188
bench top size 1800x800

accessories

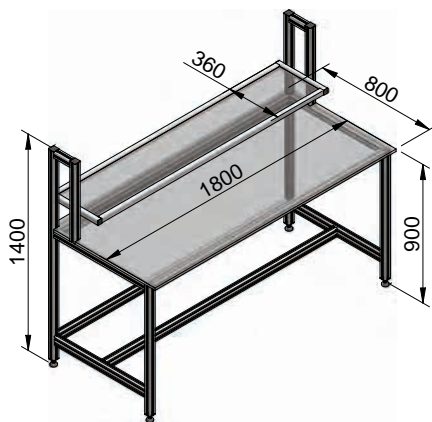
- 2 cupboard with sliding doors
- 3 electrical duct
- 4 adjustable storage shelf
- 5 overhead light unit
- 6 ErgoChair
- 7 Ø100mm wheel castors





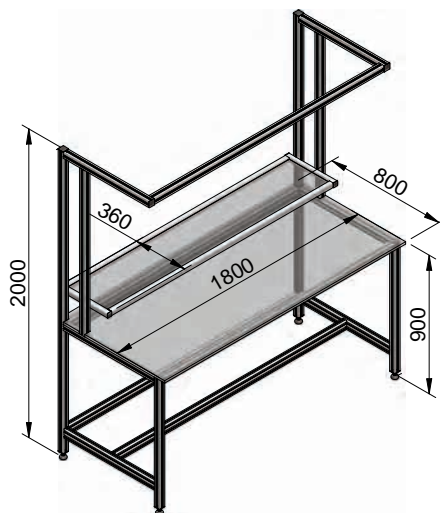
model 100/188
bench top size 1800x800

- standard features:
- aluminium frame
 - four levelling feet
 - bench topsize: 1800x800
 - 16mm MDF melamine board, square edged - silver grey



model 200/188
bench top size 1800x800

- standard features:
- aluminium frame
 - four levelling feet
 - bench top size: 1800x800
 - 16mm MDF melamine board, square edged - silver grey
 - adjustable storage shelf



model 400/188
bench top size 1800x800

- standard features:
- aluminium frame
 - four levelling feet
 - bench top size: 1800x800
 - 16mm MDF melamine board, square edged - silver grey
 - adjustable storage shelf
 - overhead tool hanger bar

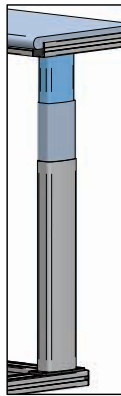


AME System - leader in ergonomic workstation design

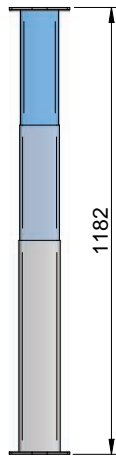
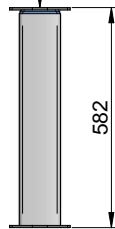
many of our projects are designed for our customer's unique applications; it starts with a call or a fax to our office of your freehand sketch

we will return your ideas with our drawings and with a quotation

in designing our products we incorporate ergonomics, aesthetics, strength and modularity



max 80kg

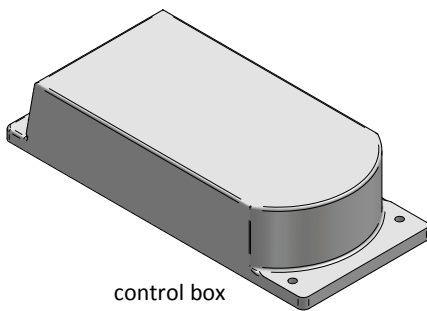


DL4 electric actuator

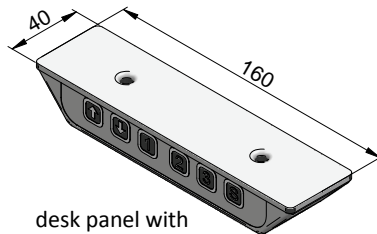
installation height: 582mm
(including endplates)
max stroke: 600mm
lift capacity: 80kg
max speed: 43mm/sec
duty cycle: 10%
colour: black or grey

endplates for actuators

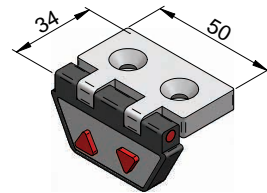
1x top plate, 1x bottom plate
material: 6mm steel,
black powdercoated



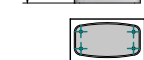
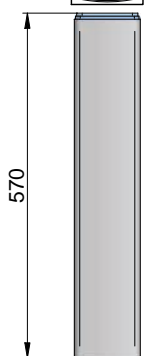
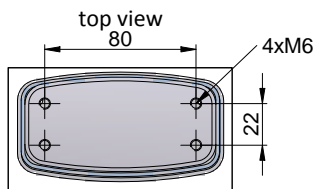
control box



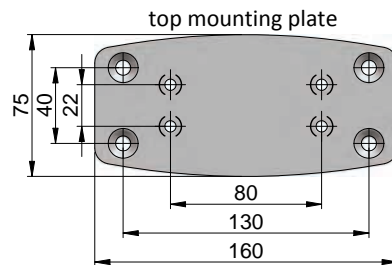
desk panel with
memory function



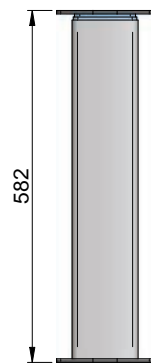
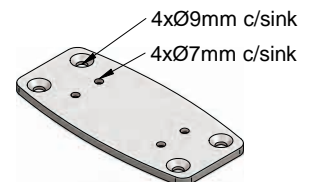
desk panel



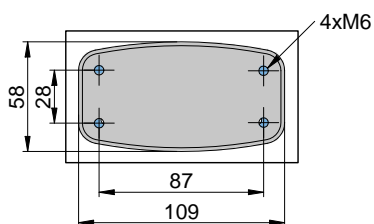
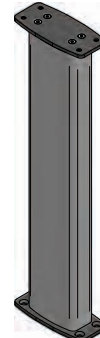
actuator
without endplates



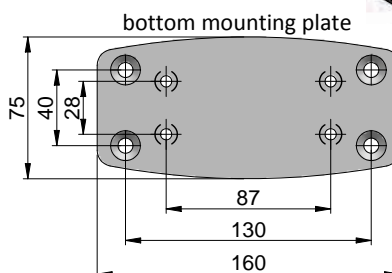
top mounting plate



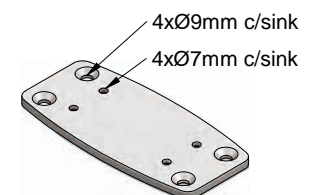
actuator
with endplates




bottom view



bottom mounting plate





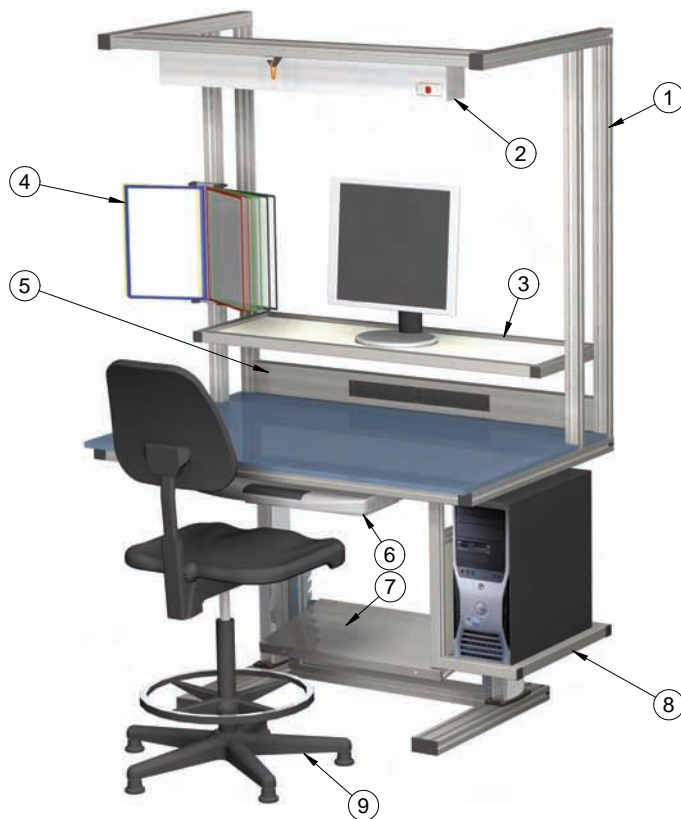
ErgoMan 128
pages 16-17



ErgoMan 168
pages 18-19



ErgoMan 188
pages 20-21

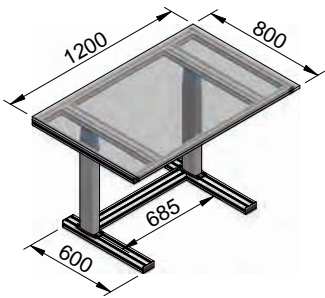
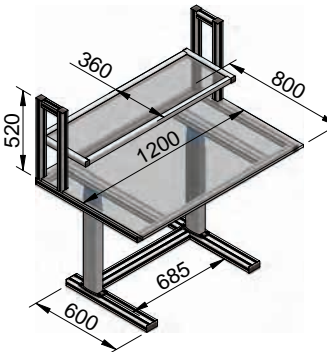
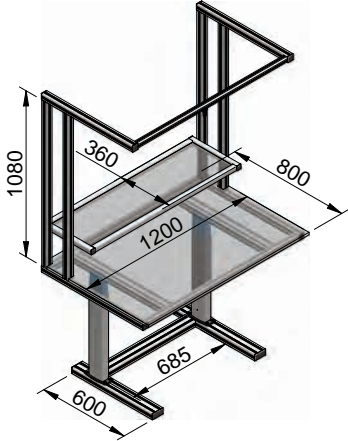


ErgoMan 128 (1200x800)

- 1 ErgoMan model 800/128
bench top size 1200x800

accessories

- 2 overhead light unit
3 storage shelf
4 10 pocket document holder (A4)
5 electrical duct
6 keyboard drawer
7 adjustable foot rest
8 PC holder shelf
9 ErgoChair

		
<p>model 500/128 bench top size <u>1200x800</u></p> <p>standard features:</p> <ul style="list-style-type: none"> - aluminium frame - electric height adjustment height range 680-1200mm lifting capacity: 160kg speed 43mm/sec - bench top size: <u>1200x800</u> 16mm MDF melamine board, square edged - silver grey 	<p>model 700/128 bench top size <u>1200x800</u></p> <p>standard features:</p> <ul style="list-style-type: none"> - aluminium frame - electric height adjustment height range 680-1200mm lifting capacity: 160kg speed 43mm/sec - bench top size: <u>1200x800</u> 16mm MDF melamine board, square edged - silver grey - adjustable storage shelf 	<p>model 800/128 bench top size <u>1200x800</u></p> <p>standard features:</p> <ul style="list-style-type: none"> - aluminium frame - electric height adjustment height range 680-1200mm lifting capacity: 160kg speed 43mm/sec - bench top size: <u>1200x800</u> 16mm MDF melamine board, square edged - silver grey - adjustable storage shelf - overhead tool hanger bar

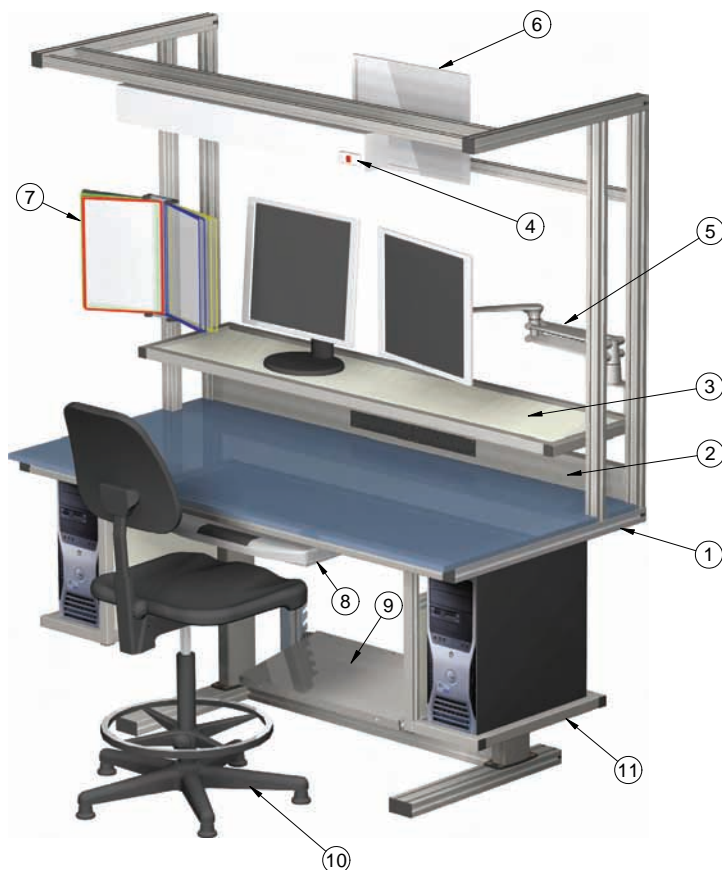


customized for the application and your operator

the purpose of a workstation determines its basic requirements and accessories

the needs and requirements may change considerably from one employee to another, but we understand that no two people are alike

when a workstation is equipped for and adjusted to an operator's needs, each phase of the production process can be completed accurately without delay and discomfort.

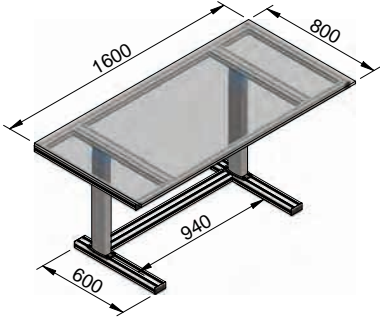
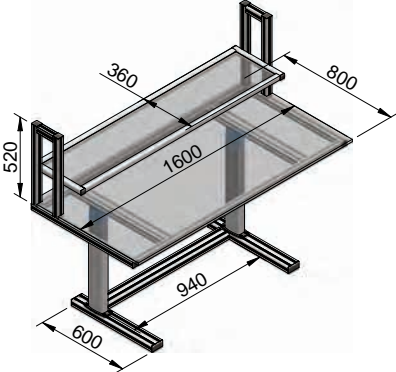
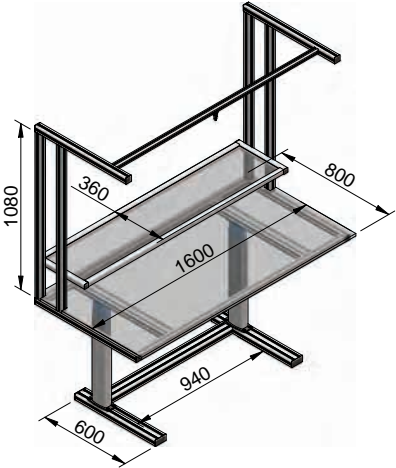



ErgoMan 168 (1600x800)

- 1 ErgoMan model 800/168
bench top size 1600x800

accessories

- 2 electrical duct
3 adjustable storage shelf
4 overhead light unit
5 adjustable monitor arm
6 instruction card holder A3 size
7 10 pocket document holder (A4)
8 keyboard drawer
9 adjustable foot rest
10 ErgoChair
11 PC holder shelf

	<p>model 500/168 bench top size <u>1600x800</u></p> <p>standard features:</p> <ul style="list-style-type: none"> - aluminium frame - electric height adjustment height range 680-1200mm lifting capacity: 160kg speed 43mm/sec - bench top size: <u>1600x800</u> 16mm MDF melamine board, square edged - silver grey
	<p>model 700/168 bench top size <u>1600x800</u></p> <p>standard features:</p> <ul style="list-style-type: none"> - aluminium frame - electric height adjustment height range 680-1200mm lifting capacity: 160kg speed 43mm/sec - bench top size: <u>1600x800</u> 16mm MDF melamine board, square edged - silver grey - adjustable storage shelf
	<p>model 800/168 bench top size <u>1600x800</u></p> <p>standard features:</p> <ul style="list-style-type: none"> - aluminium frame - electric height adjustment height range 680-1200mm lifting capacity: 160kg speed 43mm/sec - bench top size: <u>1600x800</u> 16mm MDF melamine board, square edged - silver grey - adjustable storage shelf - overhead tool hanger bar

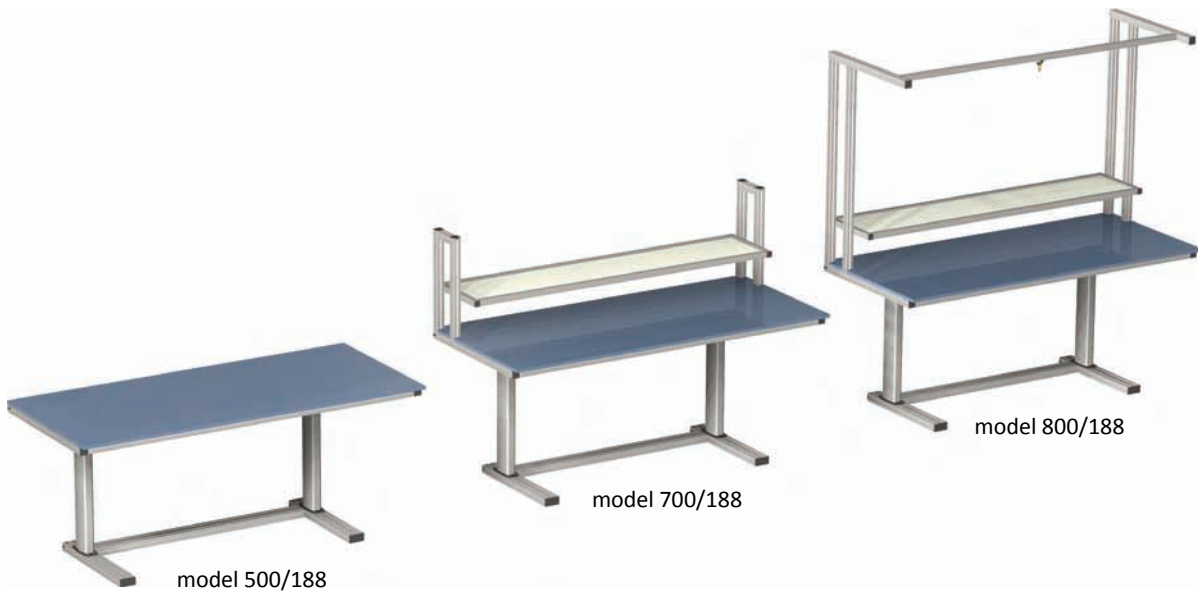


organization is a sign of efficiency

necessary tools and materials must be at the worker's fingertips in order to be efficient

there is no time lost in looking for parts or tools if the workplace is properly organized for the work performed there

a tool kept in its own place stays in good condition for a long time. AME System workplace solutions make it easy to implement lean manufacturing tools such as 5S (sort-set-sustain-shine-standardize)

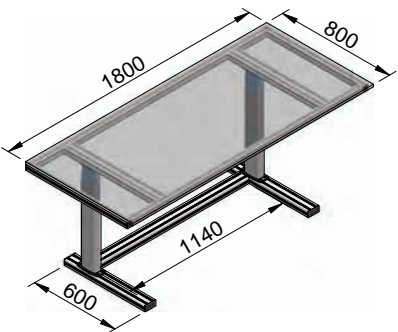
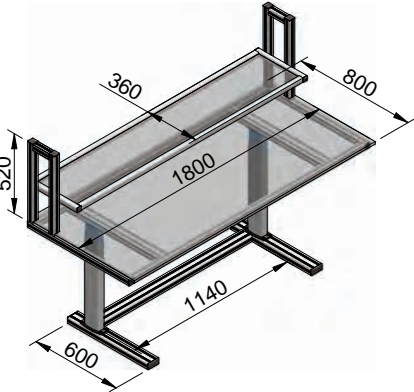
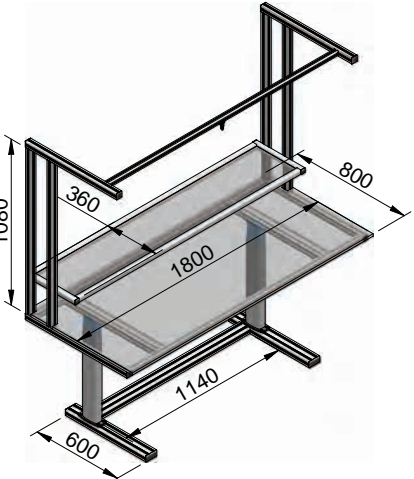


ErgoMan 188 (1800x800)

1 ErgoMan model 800/188
bench top size 1800x800

accessories

- 2 electrical duct
- 3 adjustable storage shelf
- 4 adjustable monitor arm
- 5 overhead light unit
- 6 10 pocket document holder (A4)
- 7 keyboard drawer
- 8 adjustable foot rest
- 9 ErgoChair
- 10 PC holder shelf

	<p>model 500/188 bench top size <u>1800x800</u></p> <p>standard features:</p> <ul style="list-style-type: none"> - aluminium frame - electric height adjustment height range 680-1200mm lifting capacity: 160kg speed 43mm/sec - bench top size: <u>1800x800</u> 16mm MDF melamine board, square edged - silver grey
	<p>model 700/188 bench top size <u>1800x800</u></p> <p>standard features:</p> <ul style="list-style-type: none"> - aluminium frame - electric height adjustment height range 680-1200mm lifting capacity: 160kg speed 43mm/sec - bench top size: <u>1800x800</u> 16mm MDF melamine board, square edged - silver grey - adjustable storage shelf
	<p>model 800/188 bench top size <u>1800x800</u></p> <p>standard features:</p> <ul style="list-style-type: none"> - aluminium frame - electric height adjustment height range 680-1200mm lifting capacity: 160kg speed 43mm/sec - bench top size: <u>1800x800</u> 16mm MDF melamine board, square edged - silver grey - adjustable storage shelf - overhead tool hanger bar



ergonomics improves satisfaction and productivity

the main objectives of ergonomic design are ensuring employee's health, increasing work satisfaction and improving individual productivity

AME System ErgoMan series workstation's ultimate goal is to ensure a relaxed working position where the work movements can follow the individual's natural way of moving